

# MAGNATRAC®

Assembled

## THE HOMESTEADER

# MH 4900



Since 1967

# HOMESTEADER'S DREAM MACHINE!



The MH4900 is big enough to get all of those tough homesteader and hobby farm jobs completed in no time, but small enough to be easily trailered to side jobs to earn extra income! Powering through tough ground is no problem for this beast. The MH4900 shares many of the same components of the previous MH series MAGNATRACS, but with your budget in mind. The same lower frame, the same TCP™ Tandem Chain Path system and more! So how are we saving you so much money? Standard items include: 3 center track rollers per side, standard-duty CA557 track chain, AR200 track sprockets give you plenty of power and toughness for those homesteader and hobby farm jobs. Are your projects a little bigger, ground a little rockier and sandier than most? No problem, continue reading to find out about the many available upgrades for the MH4900 as well!

## Tough As Nails Undercarriage!

An upgraded MH4900 undercarriage sub-assembly, (as shown below) accounts for over 58% (1,044 lbs.) of a MH4900 within 12" of the ground. This low center of gravity means unbeatable slope stability. See for yourself the quality built in every MAGNATRAC® MH4900!

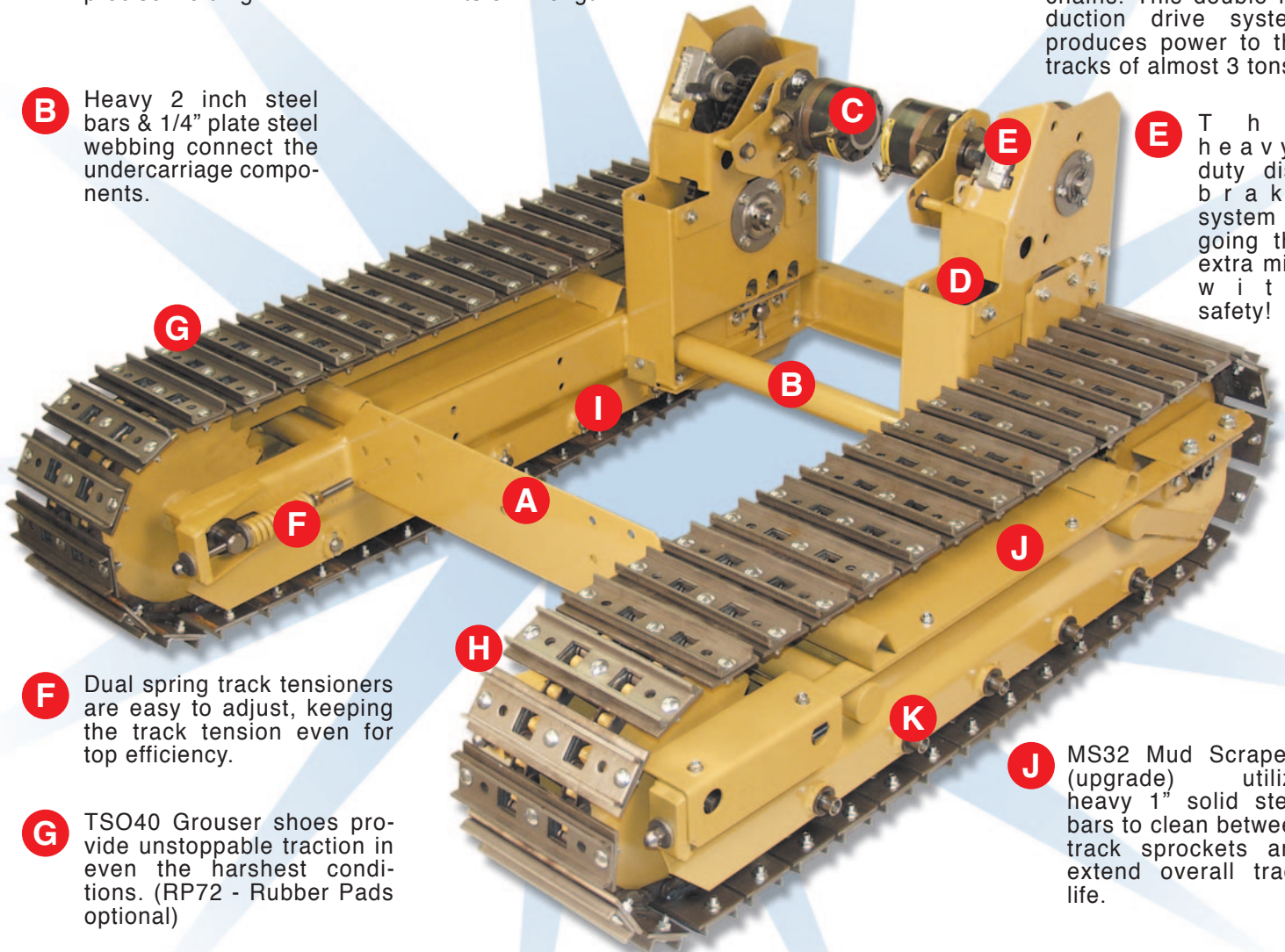
**A** The 300 lb. all-steel undercarriage frame is robotically welded for consistent and precise welding.

**C** Tracks are powered by industrial grade hydraulic motors running at up to 3,000 psi. Independently controlled track motors allow a MH Series MAGNATRAC® to turn within its own length.

**D** The commercial grade, hydro-static drive-train is coupled to industrial grade #60R and #80HK chains. This double reduction drive system produces power to the tracks of almost 3 tons!

**B** Heavy 2 inch steel bars & 1/4" plate steel webbing connect the undercarriage components.

**E** The heavy-duty disc brake system is going the extra mile with safety!



**F** Dual spring track tensioners are easy to adjust, keeping the track tension even for top efficiency.

**G** TSO40 Grouser shoes provide unstoppable traction in even the harshest conditions. (RP72 - Rubber Pads optional)

**H** Solid steel track plates are made from 1/4" steel plate. Thoroughly welded to industrially-rated dual track chains.

**I** Track center idlers are cut from super-hard AR400 plate steel and keep the tracks running smoothly in line for dependable track stability.

**K** Rugged axles are precision rolled from high tensile steel, and include submerged grease fittings for easy lubrication.

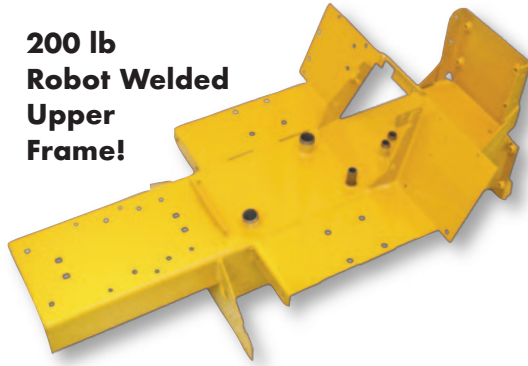
**J** MS32 Mud Scrapers (upgrade) utilize heavy 1" solid steel bars to clean between track sprockets and extend overall track life.

# MH4900 FEATURES & UPGRADES

## Robot Welded Frame


The upper frame on the MH4900 is a rugged, all-steel, almost 200 lb., meticulously robot welded, 13 gallon hydraulic tank, engine mounting area, and provides mounting points for the loader, backhoe and other hard working attachments!

**200 lb  
Robot Welded  
Upper  
Frame!**



## TSU551 Track System Upgrade

Heavy-Duty components for rocky & sandy conditions! Includes: Heavy-Duty CA551X track chain, 3/8" thick AR200 pre-hardened steel track sprockets & 2 more quick release track rollers (total of 5 per side).



## Powerful & Efficient

Honda, the name synonymous with quality, reliability and value has been the #1 choice for the construction and rental industry for years! Honda's 3 Year Commercial engine warranty, their smooth engine performance, quiet operation, fuel efficiency and vast dealer network of over 14,000 dealers, means you can rest easy knowing that they have the tools and technology to take care of your engine...no matter where you are!

© HONDA is a registered trademark of Honda Motor Co. Ltd.

## PFC19 Priority Flow Upgrade


The utmost in professional attachment control! This easy to use "priority flow control" system, allows pin-point professional speed control of your rear attachments, such as: backhoe & PTO.



## UG50 Tractor Upgrade

Upgrade your MH4900 with additional features!

Includes: Struck logo grill, hour/tach meter, hydraulic oil temperature gauge, and our easy to read hydraulic oil sight window.



## Commercial Hydro-Static Drive

The heart of the HYDRO-STATIC drive in the MH4900, are commercial grade tandem piston pumps. Rated @ 19.6 GPM, they provide less heat, dynamic braking, variable speeds & massive power to each track! - 3,000 PSI -- That's DOUBLE the amount of pressure from previous MH Series MAGNATRAC® models!

## Hardened Track Sprockets

1/4" AR200 pre-hardened track sprockets and 6 heavy-duty track rollers (3 per side) cut from 5/8" thick solid steel are standard on the MH4900! - Upgrade Available!



## 10GPM Attachment Pump

The dedicated attachment pump provides 10GPM @ 3,000 PSI. Whether you need to operate low flow universal mount attachments, (augers, snowblowers, etc...) or power a backhoe or PTO, you have plenty of flow and power!

**10 GPM**

## SU930 Seat System Upgrade

Contractor grade seat system includes: foldable arm rests, fully adjustable Up/Down, rotatable seat post mount & Forward, B a c k glide motion!



# TAKE A GOOD LOOK!

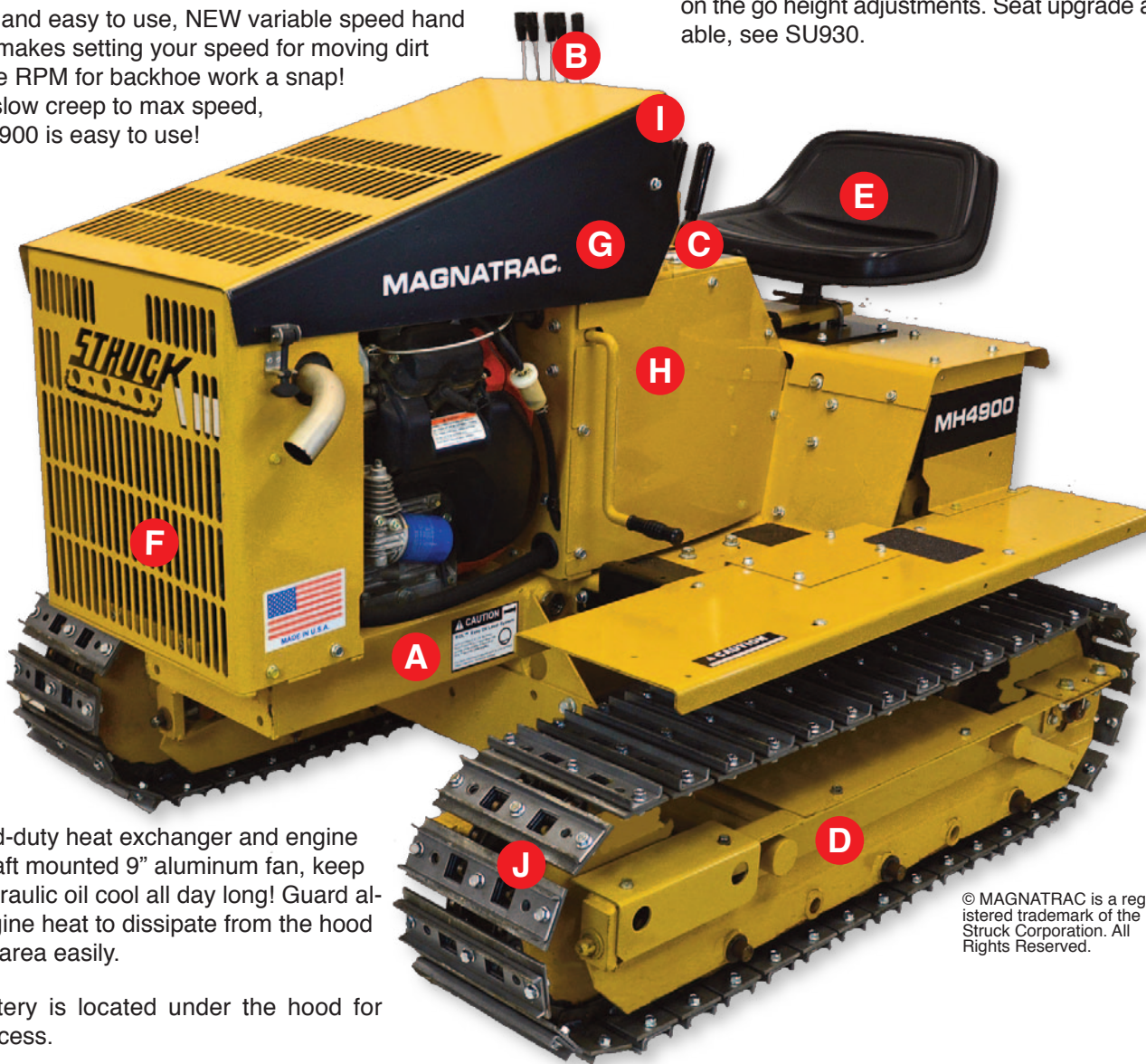
**A** The upper frame on the MH4900 is a rugged, all-steel, almost 200 lb., meticulously robot welded, 13 gallon hydraulic tank, engine mounting area, and provides mounting points for the loader, backhoe and other hard working attachments!

**B** Standard five bank attachment control valve with 2 float sections, allows you to “float” a front mounted blade or bucket or a category 1 three point rear hitch attachment.

**C** Reliable and easy to use, NEW variable speed hand throttle, makes setting your speed for moving dirt or engine RPM for backhoe work a snap! From a slow creep to max speed, the MH4900 is easy to use!

**D** The MH4900 inherited the backbone of its predecessors; an over 300 pound all-steel undercarriage frame, robotically welded in our custom fixturing. This ensures a very low center of gravity when it comes to hilly terrain and steep slopes!

**E** Standard-duty seat with rotatable post mount and variable height settings with single pin, allow easy on the go height adjustments. Seat upgrade available, see SU930.



**F** Standard-duty heat exchanger and engine crankshaft mounted 9” aluminum fan, keep your hydraulic oil cool all day long! Guard allows engine heat to dissipate from the hood and grill area easily.

**G** 12V battery is located under the hood for easy access.

**H** Hydraulic filter is easily accessed by removing a side panel.

**I** Nobody likes to stop working before the job is done! Boasting a big 5+ gallon fuel tank, fuel gauge and protective steel guard, means uninterrupted earthmoving is easier than ever before.

**J** Standard double lengths of CA557 track chain provide over 30,000 lbs. of tensile strength per track. Bolt on track shoes: TSO40 Grouser Shoes & RP72 Rubber Pads give you the best bite in tough conditions.

© MAGNATRAC is a registered trademark of the Struck Corporation. All Rights Reserved.

**For Specs, Attachment Information, and Pricing,  
Check out the MH Series Buyer’s Guide & Sale Price List.**