

INTRODUCING... the remarkable, hardworking

MINI-BEEP[®] O.R.T.[™]

Amphibious Off-Road Truck - YOU BUILD YOURSELF!

NEW!
FOUR WHEEL
DRIVE!



The D-I-Y project your son (or grandson) will never forget!

Beat the Deadline!

BIG DISCOUNTS!

THERE'S NOTHING ELSE LIKE IT!

- PULLS trailers & implements
- DOZES sand, gravel & snow
- GOES off-road almost anywhere...
it even **FLOATS LIKE A BOAT!**

C. F. Struck Corp. ● W51 N545 Struck Lane ● P.O. Box 307 ● Cedarburg, WI 53012
E-Mail: info@StruckCorp.com ● Fax: (262) 377-9247 ● Web: www.StruckCorp.com

CALLING ALL... Do-It-Yourselfers - Kit Builders - and JEEP Lovers!

BUILD-IT-YOURSELF!

MINI-BEEP® AMPHIBIOUS ORT™

The FIRST & ONLY... Amphibious OFF-ROAD TRUCK you "home-build" from a KIT!

NEW!
FOUR WHEEL
DRIVE!

There's nothing else like the MINI-BEEP with **Four Wheel Drive!**

It's uniquely different and better than any ATV, any UTV, or any other kind of off-road vehicle.

With its **NEW Four Wheel Drive** the MINI-BEEP pulls trailers, and implements, bulldozes sand, gravel and snow, drives off-road, and goes almost anywhere. It's a 4/5 scale version of a World War II JEEP®, and it's AMPHIBIOUS, too!

The MINI-BEEP is a do-it-yourselfer's dream project. You'll spend pleasant hours building this practical and rewarding vehicle.

If you have kids or grandkids, get them involved... it's time with you they'll never forget, and you won't either!



GO FOR A RIDE...
put away the cares of the day and just ENJOY!!



BEEP & BLADE...
a power combination that's on call 24/7 to do the really tough pushing jobs around your place!

You GET MORE DONE & HAVE MORE FUN than in any other "off-road" vehicle!

TAKE YOUR SPLITTER TO THE JOB...

and bring back fresh split wood that stacks neatly, ready for your fireplace on a cold winter's night.



YOU AND A BUDDY...

ride side-by-side in comfort, off-road and in the water.



PULL A TRAILER...

with a load of hay, straw, logs, firewood, stone, more. You don't need a fancy road to travel easily with the MINI-BEEP Off-Road Truck.




WEATHER...

is no problem for your 4WD Mini-BEEP equipped for winter.



MINI-BEEP IS A PERFECT "pack horse." Haul a week's gear in rear Cargo Carrier and find that perfect spot miles into the untracked wild.



**THE D-I-Y PROJECT
of a LIFETIME!**



Perfect opportunity to pass along the "hands-on" skills you've learned over a lifetime!



The first reward is building the MINI-BEEP. The second reward is driving it!

**TAKE A GOOD
MINI-BEEP®...simple...functional...hard**

KIT #1000*
Plywood Body



BUILD IT YOURSELF
and you'll know
it's
built right!



Made in America
...in Your
WORKSHOP!



Build Your Own...

**One-of-a-Kind MINI-BEEP® from
Your PARTS... or Our KITS... or a little of each!**

*NOTE: All bodies are painted & unpainted. Tires (with rims) are unpainted and painted. After assembly.

STEP #1-Get our MBA80-B Body Plans & Kit Assembly Manual!

This 170+ page Body Plans & Kit Assembly Manual contains over 250 "do-it-yourself" detailed assembly photos. It takes you step by step through the complete assembly of our basic KITS from Groups 1000, 2500, 2750, 3500 and 4000.

Also included is a 35 page section of Construction Drawings for money saving "home fabrication" of all Plywood Parts for a MINI-BEEP Body.

By studying the Manual, you'll easily choose how simple or challenging you want your MINI-BEEP project to be. The Manual will answer all your questions and help you determine which parts you can use from around your own place, and which parts you'd prefer to purchase as a *complete* KIT!

With the Manual you'll also receive a **FREE DVD** showing more construction and performance features of the MINI-BEEP! You'll see the MINI-BEEP go through its paces... hills, streams, backwoods, snow, and more!

A **\$60 Bonus Refund Certificate** is also included. Use it as "cash" when purchasing \$60 or more of MINI-BEEP KITS or Accessories!

STEP #2

Most Economical Way: Build your MINI-BEEP from our Construction Drawings and purchase Tires, Engine, etc. yourself.

Easier Way: Build your MINI-BEEP from Plywood... "power it" with a 4HP or 5HP Mechanical Drive KITS. Finish with a Steering Wheel, Tires and a Hood for "appearance improvement" store.

BEST WAY: Build your MINI-BEEP from Plywood... then "power it" with a 4HP or 5HP Mechanical Drive KITS. Finish with Group #1000 Plywood Body. You're building a MINI-BEEP. Everything included, and every

PLEASE NOTE: As "professional equipment" is required for the "home fabrication" of our Mechanical Drive

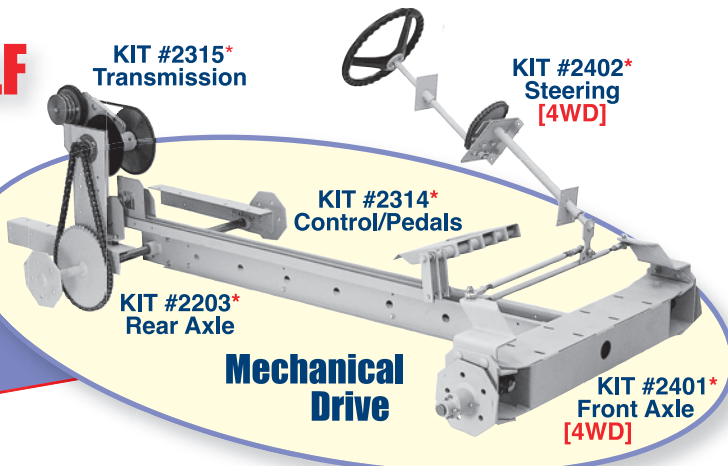
CLOSE LOOK

Working...and downright ingenious!

YOURSELF
know

ght!

Group
#2750 [4WD]



Group
#3500



Group
#4000



All KITS are shipped un-assembled. Engine & Tires are fully assembled. All KITS shown are fully assembled.

#2-Build your MINI-BEEP your way!

Easy Way: Build your MINI-BEEP Plywood Body using *our* Construction Drawings and *your* Plywood... "power it" with the Mechanical components, you find locally.

Build your Plywood Body using *our* Construction Drawings and *your* "form-up" with either *our* Group #2500 [2WD] or #2750 [4WD] Mechanical Drive...sh up with Engine, Tires and Seat salvaged from old garden tractor...ou can "form-up" from sheet metal found at a local "home improvement" store. (Hood drawing & "forming instructions" included in Manual).

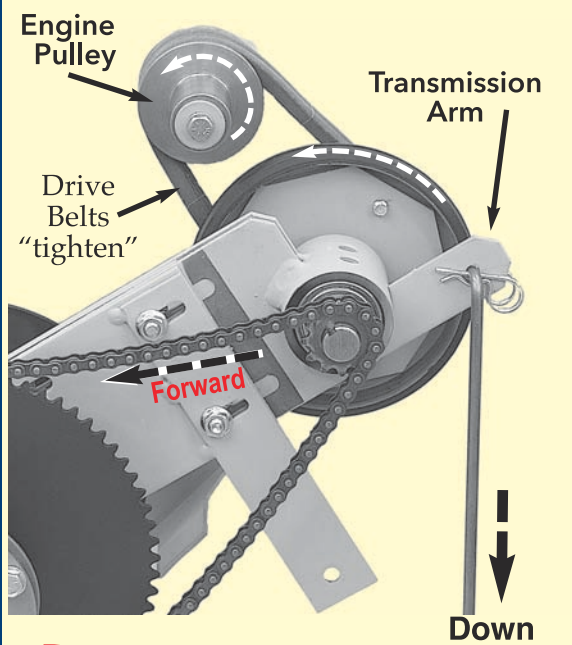
Build your Plywood Body from *our* Group #1000 Plywood Body KIT... using *our* Group #2500 [2WD] or #2750 [4WD] Mechanical Drive KITS. Add Group #3500 Hood & Seat and Group #4000 Engine & Tires. This way you can build your MINI-BEEP where all the parts needed for a basic MINI-BEEP are available. Each part is guaranteed to fit & run perfectly.

Some components, Construction Drawings are not provided.

AMERICAN INGENUITY ...gives you Ground-Grabbing Traction!

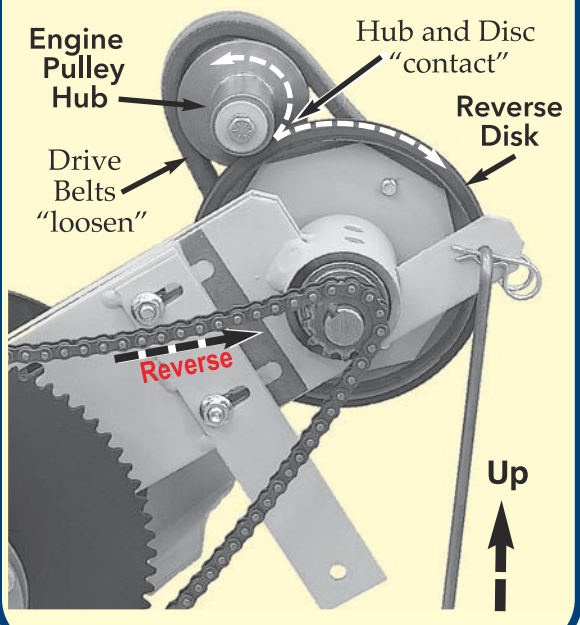
Forward ←

Transmission Arm rotates down from Engine Pulley "tightening" Drive Belts, producing forward motion.



Reverse →


Transmission Arm rotates up toward Engine Pulley Hub "loosening" Belts and causing Hub and Reverse Disk to "contact", producing reverse motion!





Group 1000 Plywood Body

KIT #1000 - PLYWOOD BODY (4WD & 2WD)



Body shown [above] is after customer assembly.


Contains all plywood parts required; accurately precut. Includes all screw "pilot holes" precisely located and predrilled. No measuring or fitting required. By following the clear "step-by-step" instructions in the MBA80 Plans/Assembly Kit Manual, you will be able to create an accurate "amphibious" MINI-BEEP "body" ready for your own drive train or for installation of our Group 2750 4WD Mechanical Drive or our Group 2500 2WD Option (see below & next page).

Group 2750 Mechanical Drive (4WD)



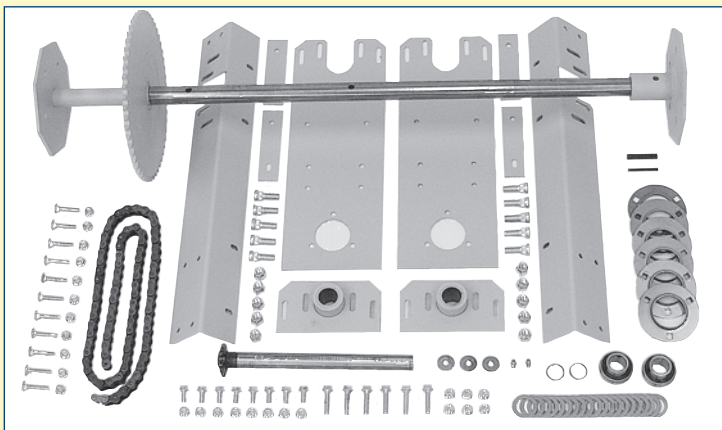
KIT #2402 - STEERING WHEEL (4WD & 2WD)

Features solid steel core Steering Wheel with soft comfort-grip molded rubber wheel covering. Operates at a 4 to 1 ratio to easily handle the heavy-duty demands of 4WD. [Can also be used on 2WD]



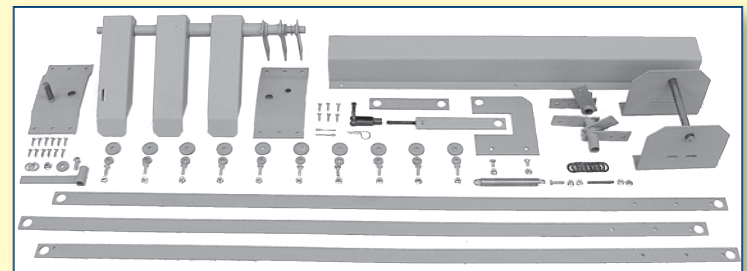
KIT #2401 - FRONT AXLE (4WD only)

Heavy-duty Front Axle features 1" axles and commercial grade universal joints. Universal Joints feature maximum breaking torque of 10,000 in/lbs and allow up to a 45 deg angle. [Conversion parts are included to convert a standard #2203 Rear Axle from 2WD use to 4WD use] All axle shafts ride on heavy duty "oilite" bearings which are lubricated with convenient zerk fittings.



KIT #2203 - REAR AXLE (4WD & 2WD)

Rear Axle features 1-3/16" solid steel axle riding in heavy-duty bronze sleeve bearings. All-steel mounting frame cradles the entire rear end of your MINI-BEEP giving it a solid mount to attach our Class 2 Rear Hitch and other hard working attachments. Grease zerks on each bearing. Axle Hubs will accept both 13" & 14" Rims.




KIT #2314 - CONTROL/PEDALS (4WD & 2WD)

The Control/Pedals, safely operate the forward, reverse and braking functions of the Transmission. Special brake "locking" feature on the brake pedal, allows safe braking and dismounting of your MINI-BEEP.

[Group #2750 - Mechanical Drive ...continued]

KIT #2315 - TRANSMISSION (4WD & 2WD)

Complete parts for forward, neutral and reverse drive on a MINI-BEEP. Features 8" dia. heavy-duty disk brake with easy access to "wear adjustment" of calipers. MINI-BEEP travel speed ratios can be varied with simple sprocket change. For safety & maximum performance #2314 Control/Pedals are strongly recommended to control the #2315 Transmission.




Group 3500 Hood & Seat

KIT #2316 - HOOD (4WD & 2WD)

Bolt together steel Hood Halves, Edging and Jeep® Hood Latches.

KIT #2317 - SEAT (4WD & 2WD)

Rugged, weather-resistant vinyl covering over thickly padded contoured all-steel seat pan.




Group 4000 Engine & Tires

KIT #2318 - ENGINE (4WD & 2WD)

Fully assembled, Kohler® 196cc Engine, recoil start. [Recommended for the MINI-BEEP]. Electric start optional.

KIT #2319 - TIRES (4WD & 2WD)

Four (4) #ST205/75D14 Tires, 1760 lbs. load rating, mounted to 14" spoke style rims. [Tread & Rim pattern may vary slightly]



KIT #2201 - FRONT AXLE (2WD only)


1" solid steel axles running in heavy-duty bronze sleeve bearings. Fits 13" and 14" Rims.

Substitute... KIT #2201- Front Axle & KIT #2202 - Steering Handlebars [below] for KIT #2401 - Front Axle & KIT #2402 - Steering Wheel [far left] and create a "lower priced" 2WD [Two Wheel Drive] MINI-BEEP. See Price List for details!

2WD OPTION

KIT #2202 - HANDLEBARS (2WD)

Specially designed Steering Handlebars give operator extra leverage for quick, tight turns. Threaded tie rods, ball joint swivels throughout.



\$60.00
Bonus Refund Certificate
This Certificate is good toward any purchase of \$60.00 or more.



Order NOW... MBA80-B Body Plans / Kit Assembly Manual

- MBA80-B Body Plans/Kit Assembly Manual - 170+ pages (8-1/2" x 11"), "spiral bound". Includes FREE DVD and \$60 Bonus Refund Certificate... use your Bonus Refund Certificate like cash on any MINI-BEEP purchase. (Postpaid in USA) **Only \$49**

To Order: Call or Go Online... NOW!

●Phone: (262) 377-3300 ●On Line: StruckCorp.com/mini-beep-order

Accessory KITS

[Accessory KITS sold unpainted and unassembled]

KIT #MB311 - Class 2 Rear Hitch Receiver

Allows Class 2 attachments (in your MINI-BEEP'S recommended load range) to pull wagons, trailers, logs etc. Also handles rear mounted cargo carriers, winches, float boxes, etc. that require (2" x 2") receiver tube.




KIT #MB317 - Cargo Box Hitch



All steel mounting assembly welded to Class 2 (2" x 2") insertion tube. Mounts to customer constructed 10" x 14" x 48" Float Box. Complete with plans & instructions for customer construction of Float Box using his own panels of 3/4 plywood. Construction and waterproofing procedures identical to Body construction. (Requires MB311 Class 2 Rear Hitch Receiver)

KIT #MB318 - Rear Bumper




Pair of all steel rear bumpers that are both functional and "military".



KIT #MB314-Winch Mount

Heavy duty steel "winch mounting plate" welded to standard Class 2 (2" x 2") insertion tube. (Requires MB311 Class 2 Rear Hitch Receiver)... Photo above.

KIT #MB312 - Tire Bracket



Durable 12 ga. steel bracket for securely mounting a spare tire to rear of MINI- BEEP. All bolts and nuts provided for mounting.

KIT #MB313 - Float Box Hitch



All steel mounting assembly welded to Class 2 (2" x 2") insertion tube. Mounts to customer's easily constructed 6" x 21" x 48" Cargo Box. Complete with plans & instructions for customer construction of Cargo Box using his own panels of 3/4 plywood. Construction and waterproofing procedures are identical to Body construction. (Requires MB311)

KIT #MB315 - Trolling Motor Mount

Rigid 12 ga. steel panels welded to center spanner, produce a stiff, twist free mount for the toughest trolling motor. Customer provides plywood "transom" panels. All bolts for mounting to BEEP'S rear Panel are included.



KIT #MB319 - Assembly Supplies

Contains all the "assembly supplies" necessary to complete KIT #1000 Plywood Body . Includes Seat Hinges, "splash door" Carriage Bolts, Washers & Wing Nuts, all Square X Drive Screws, Waterproof Glue, Epoxy Filler, Wood Filler, Silicone Sealer, Tapered Counter-sink, and Square X Driver Bits.



KIT #MB316 - Detail Package



KIT of "final touches" for your MINI-BEEP. Includes two 5" dia. 12 volt Headlights... customer provides battery & switch. Two side & four rear Reflectors with mounting hardware. Two corner Body Handles and three Surface Handles with mounting hardware. Two (19" x 27") sheets

of waterproof "labels" that include: one 15" dia. white "hood" star, two MINI-BEEP hood labels, two 5" dia. white stars, three "military style" ID bumper labels, simulated "military Jeep" dash board and front mounted Blackout Lights, and simulated Front Grill openings that give you that authentic Jeep® look.

MINI-BEEP®

One scrappy little Off-Road Truck!

DON'T UNDERESTIMATE...
the MINI-BEEP'S traction and power.



MINI-BEEP FITS EASILY...
in a pickup truck - even with a 6' short bed. Simply drive it up a pair of ramps & go!



STRUCK CORP'S HERITAGE...
our newest innovation, the MINI-BEEP, tows a trailer with one of our classic Magnatrac Crawler Tractors.



TOW A GRADER...
maintain your gravel driveway or private road. Cut high spots, fill low spots and keep water draining the right way to head off serious erosion problems.



BULLDOZE...
sand, soil, snow, and more. Grade your drive-way, level a field, move a mountain of sand, gravel without lifting a shovel.

